



75-130 HP

MF 4700, MF 5700 & MF 6700



FROM MASSEY FERGUSON

MF 4700, MF 5700 & MF 6700

Setting New Standards. Extending Expectations

THE NEW WORLD AND BRAND ICON - As the most prestigious name in the farm machinery industry, Massey Ferguson excites the passions of professional farmers who love skilful engineering and iconic tractors.

Throughout the brand's history, Massey Ferguson tractors have symbolised the spirit of their times. Following its most emblematic predecessors: the black tractor, Ferguson Brown, TE20, world famous MF 35 and MF 65, MF 135, MF 165, MF 200 and MF 300 Series, the MF 4700, MF 5700 and MF 6700 are aiming to continue the remarkable saga of these MF icons of practical innovation to provide the modern equivalent for efficient operation in contemporary farming applications. These are modern pioneers offered to the world of farming – they are visionaries in their fields. They keep on going beyond the limits. These new ranges of straightforward and dependable tractors opens the world of farming to new horizons.

Massey Ferguson has always provided innovative, but practical solutions to the farmer's needs to answer the challenges of the time. These tractors continues this tradition by offering a highly modern, high performance, heavy duty, straightforward range of tractors that provide exceptional efficiency for every type of farmer all over the world.

With its entirely new - yet simple - design, manufactured in state of the art factories across the Globe, with efficient drivelines and high level of comfort, the MF 4700, MF 5700 and MF 6700 are definitely designed to be the new workhorse of the world.

They really bring exceptional value for money for any sector!

Massey Ferguson Design & Manufacturing

Stylish MF family look. Designed from the ground up, manufactured to state of the art standards. Built in the latest high-technology facilities.

[Learn more on Pages 4-7](#)

A true tractor/loader combination

Your tractor can be specified fully loader-ready from factory to accept an MF loader

Learn more on Page 24-27

New AGCO Power Engines

Fuel efficient and powerful 3 or 4 cylinder engines compliant to the latest emissions standards

Learn more on Page 8-9

New STANDARD in cab comfort

Packed with all new features for the tractor segment, 360° visibility. Designed for your operating comfort.

Learn more on Pages 20-21

Easy to operate

New, intuitive and ergonomic controls, your tractor will respond to your slightest command. If you recognise the driving feel, it's most likely similar to driving your car.

Learn more on Page 12-13

Hydraulics

Highly efficient two pump system as standard ensures optimum efficiency when operating a number of services at the same time.

Learn more on Page 14-17

PTO

A choice between 540, 540E and 1000 PTO speed to power any modern implements

Learn more on Page 14-17

2WD & 4WD front axles

Can be specified with electro-hydraulic engagement, rear differential lock and 4WD

Learn more on Page 10-11

New & MODERN Transmission

This 12x12 all-new synchronized transmission is designed to give efficiency of power delivery with minimum power absorption. Performance like no other tractor in the world

Learn more on Page 12-13

Easy access to the operator's environment

You can get into the operator's environment from either the left or right side with great access up wide, well spaced steps

Learn more on Pages 18-19



Changing the questions to find new and fresh answers to the challenges of the time



82,837 hours of field testing



3D Virtual Reality Engineering



Anyone who buys a Massey Ferguson tractor today will expect it to fulfil the latest operational and environmental standards. They will expect it to combine the very best of today's technologies with comfort, simplicity, reliability, quality and best farming experience.

Why do we know that? Because, as a partner, you were at the heart of the design phase. This is the reason why Massey Ferguson engineers started from a clean sheet of paper. Our engineers have farming in their blood and visionary power listening to your individual needs. They are eager to develop new solutions to the complex challenges of today's and tomorrow's farming.

GLOBAL DESIGN-

A GLOBAL TRACTOR FOR THE WORLD OF FARMING

We are a Global Brand. We are Massey Ferguson, and the new MF 4700, MF 5700 and MF 6700 are the tractors that embody the full meaning of this statement.

We have created tractors in which everything we know is farming. With the new MF 4700, MF 5700 and MF 6700, the Massey Ferguson DNA goes on the fields so that each farmer, in all parts of the world, can experience what happens when technology is made simple, straightforward and affordable.

During its long history, Massey Ferguson has done much more than design, build and sell farm machinery to provide farmers with the best possible tool. From the Beauvais engineering 3D drawings, the MF virtual reality room and factories have sprung tractors whose purpose has always been to enable farmers to depend on them day-in, day-out.



MASSEY FERGUSON
4709

Massey Ferguson Tractor Manufacturing Facility at Beauvais,
France wins French Factory of the Year Award 2016
"L'Usine Nouvelle"

**TROPHÉES
DES USINES
2016**

Modern, state of the art manufacturing In-built reliability, integral reliability

Reliability is in our DNA. As part of its brand promise, Massey Ferguson is committed to delivering the highest quality at any time. Each component of the new MF 4700, MF 5700 and MF 6700 Series has been carefully designed, selected and assigned to the best manufacturing suppliers and has been assembled following the latest manufacturing technologies. All along the manufacturing process and before leaving the factory, our quality team carries out systematic checks to control every detail.

Everywhere you look, on everything you touch, there is this feeling of advanced, high quality engineering. On the bonnet and in the centre of the steering wheel you see the logo of a brand that you trust. You are about to begin some hard work, operating your new Massey Ferguson tractor for the first time. You don't know how it will be, but you have the feeling that this new workhorse won't let you down.





01
02
03
04
05
06
07

ONE Central engineering site – Beauvais with engineers from Canoas (Brazil), Chennai (India) and Changzhou (China)

\$350M Investment

64 Committed MF engineers

8 Years development project

47 Prototypes tested in the lab and in the field

82,837 Hours testing already accumulated in seven sites around the Globe (France, UK, Turkey,...)

100% New Design, Engine, Transmission, Operator Environment...

MF 4700, MF 5700 and MF 6700 Series Driveline -

The definition of excellent design

Understated and yet probably the single most important part of any Massey Ferguson tractor is its driveline.

Every component of the chassis has been designed to boast immense strength, a major factor in an agricultural tractor's overall performance. This modern design provides versatility, power, durability and outstanding capability to the MF 4700, MF 5700 and MF 6700 Series.

	MF 4707	MF 4708	MF 4709	MF 5710	MF 5711	MF 6712	MF 6713
Max power @ 2,000 rpm (hp)	75	85	95	100	110	120	130
Max Torque @ 1500 rpm	312	347	355	410	417	502	540
Transmission Type	12x12 synchronised transmission	12x12 synchronised transmission	12x12 synchronised transmission	12x12 synchronised transmission	12x12 synchronised transmission	12x12 synchronised transmission	12x12 synchronised transmission
Engine Type	AGCO POWER 3.3l/3 cylinder latest emission level compliant			AGCO POWER 4.4l/4 cylinder, compliant with maintenance free DOC and all-in-one SCR Technology			
Version	Cab/Platform	Cab/Platform	Cab/Platform	Cab	Cab	Cab	Cab
Wheel base	2,250 mm			2,430 mm		2,500 mm	
Rear Linkage Capacity	3,000 kg			4,300 kg		5,200 kg	

"All-in-one" SCR Technology

Maintenance free, 3rd generation SCR Technology cuts down time and costs. Tractor power is available at any time as there is no need for a Diesel Particulate Filter (DPF) regeneration.

Adblue® Tank*

The Adblue® tank can be filled with ease at the same time as refuelling.

New AGCO power engine

Three cylinder 3.3 litre engines generate power from 75 to 95 hp. While the 4.4 l unit provides from 100 to 130hp. These turbo charged engines have a proven track record for performance and reliability in the MF 5600 and MF 5700 SL Series tractors.

Common rail fuel system

State of the art common rail fuel system offers optimised injection pressures even at low engine speeds, higher temperatures also mean no need for a DPF filter.

Unrivalled 360° visibility

The compact 'all in one' SCR system offers the driver 360° visibility for optimum comfort and safety at work

Engine - The muscle to tackle any task

For Massey Ferguson and our team of engineers shaping and influencing the future has always offered an exciting challenge. By doing so we aim to offer highly efficient and powerful engines while minimising fuel consumption which can have a significant effect on your business's bottom line, as well as helping to meet the industry's environmental commitments.

Since 2008, Massey Ferguson, together with AGCO Power, has pioneered SCR Technology as the most straightforward, maintenance free solution to comply with the toughest emissions legislation without compromising on power and productivity. This is now the industry standard, but we are still leading the way with 25,000 equipped tractors globally! – The impact on your business is a positive one: reduced fuel bills.

Renowned for reliability, ruggedness and fuel economy, the 3.3-litre AGCO Power three-cylinder engine provides the heart of the MF 4700 Series, delivering 75 to 95 hp. while the 4,4-litre AGCO Power four-cylinder unit powered the MF 5700 and MF 6700 series, delivering 100 to 130 hp. With both tractor and engine coming from the same manufacturer, you can be sure that product quality is on exactly the same level, while compatibility and efficiency cannot be bettered.

Miserly on fuel, low on noise

The engines used in MF 4700, MF 5700 and MF 6700 Series tractors are all of a long stroke design that provides high levels of torque across a broad speed range. Maximum torque is achieved at low engine speeds: With a low rated engine speed of only 2000 revs/min, not only is diesel use minimised, but so too are noise and wear and tear, resulting in lower fuel bills and a more pleasant operator experience.

* SCR is fitted on the MF 4708 and MF 4709 Cab versions as well as all MF 5700 and MF 6700 models.

Driveline - Inspired engineering

12x12 Transmission

Modern and Cost Effective transmission, low power absorption giving great efficiency and excellent fuel savings. Under pressure gearbox lubrication reduces drag and friction


Hydraulic PTO clutch ensures simple operation and long life

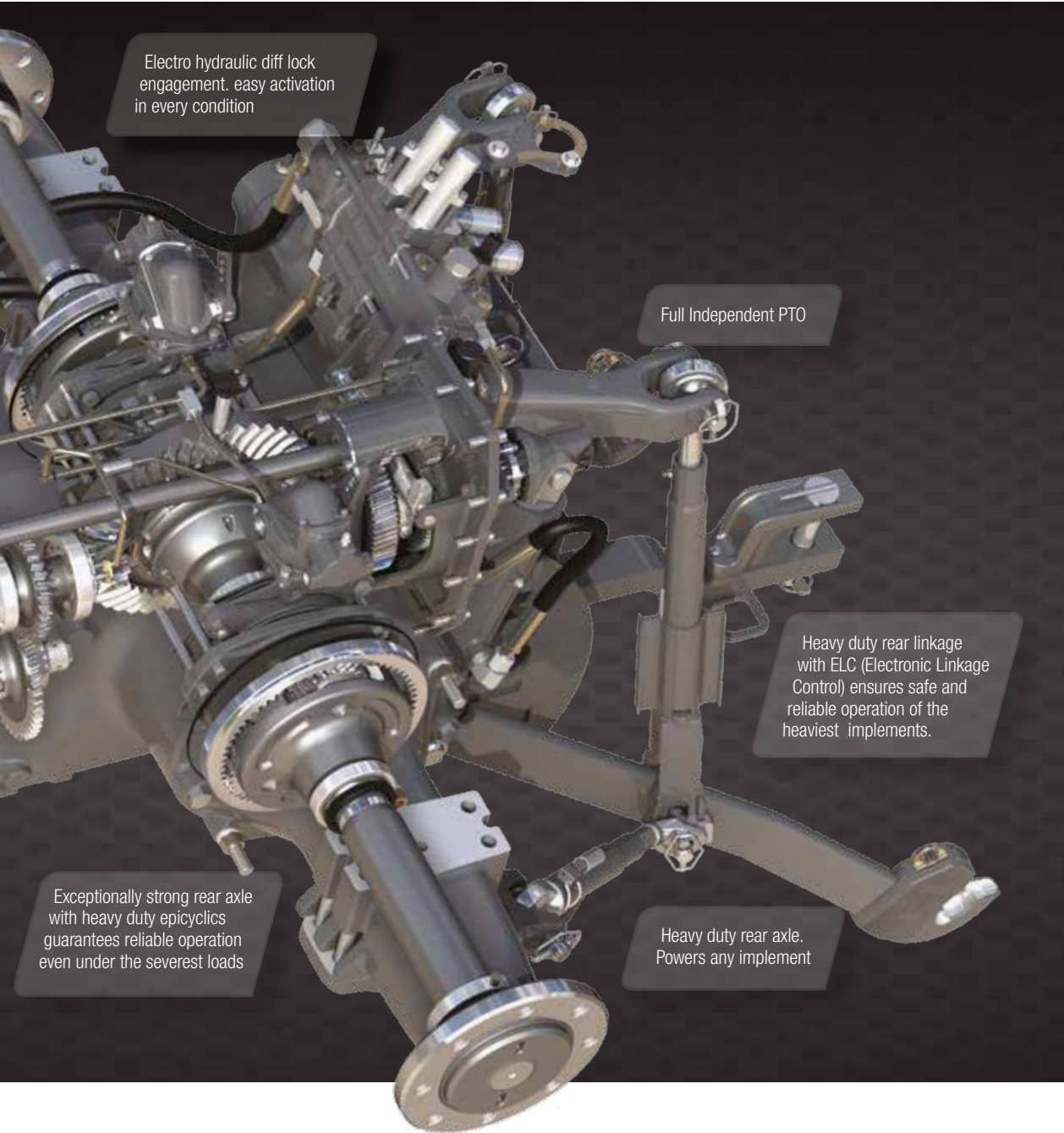
Full reverse shuttle gearbox with the choice of mechanical or hydraulic operation

Straight through design minimises power loss to maximise performance and economy

12F/12R speed Gearbox with 6 gears and 2 ranges

All new 3 or 4 cylinder engines





Electro hydraulic diff lock engagement. easy activation in every condition

Full Independent PTO


Heavy duty rear linkage with ELC (Electronic Linkage Control) ensures safe and reliable operation of the heaviest implements.

Exceptionally strong rear axle with heavy duty epicyclics guarantees reliable operation even under the severest loads

Heavy duty rear axle. Powers any implement

Wheelbase - choice

MF 4700
75-95 hp



MF 5700
100-110 hp



MF 6700
120-130 hp



* Std value on 16,9 R 34 tyres ** Std value on 18,4 R 38 tyres.

Easy to operate and efficient transmission

The MF 4700, MF 5700 and MF 6700 Series tractors feature an all-new synchronised transmission which provides a total of twelve forward and twelve reverse speeds courtesy of two ranges. Six gears are within the 4-12km/hr typical fieldwork range, while maximum speed is 40km/hr.

The right speed for each job is easily selected using gear levers that are within easy reach, yet positioned neatly to the driver's hand, ensuring an unimpeded passage when mounting/dismounting. A single-plate, dry-type clutch is easy to operate and simple to service.

Super Creeper option is also available when the lowest speeds, down to 140m/hr*, are required for the job in hand.

* at 1400 rev/min with 16.9R34 tyres and 12x12

Why is the transmission so easy to operate?



Moving between forward and reverse at field headlands or around the yard, or when hooking up implements, is made easy with a mechanical synchronised shuttle lever mounted on the dashboard.

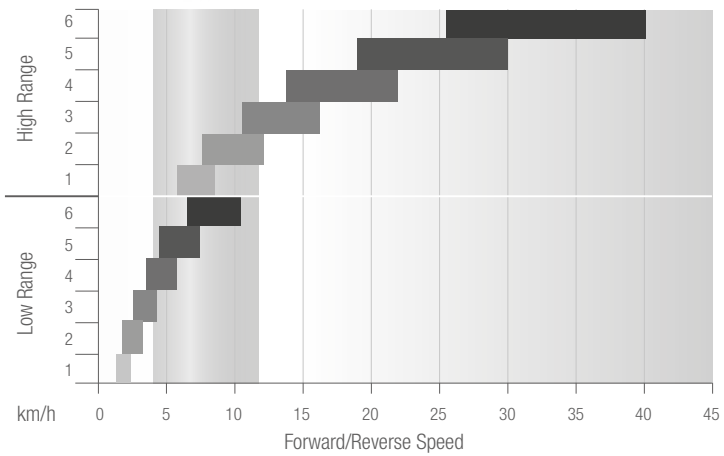



The optional left hand Power-Control lever provides convenient three-in-one, straightforward operation through the state of the art transmission. The operator can shuttle between forward and reverse and select neutral. For greater accuracy, shuttle responsiveness can be adjusted using the Comfort Control selector, the ultimate combination for working with a front loader.

This option comes with a clutch control button on the speed change lever allowing you to change gear without using the clutch pedal.



As the transmission is new, Massey Ferguson's engineers have been able to design the clutch pedal lever operation with the customer comfort in mind. This new design allows a lower effort so that shifting becomes as smooth as in any modern car.



- 12x12 Transmission
- 40 km/h Normal Max Speed
 - 16.9-30 Rear tyres
 - 6 gears in main field range
 - From 4 to 12 km/h

Diagram illustrates the field working ranges for the MF 4700 range



Hydraulics & PTO -

Power any implement for any application

The key to reliable, heavy-duty machinery is to choose a tractor that meets the requirements of today's modern implements and utilizes them to their full potential within a wide range of agricultural applications. There is no limit to the range of powered equipment that can be put to work behind the MF 4700 , MF 5700 and MF 6700 Series tractors.

Since 1936, we have always been industry leader when it comes to linkage power and hydraulic capability. Massey Ferguson's three-point linkage is the finest example of productivity, power and responsiveness, for the operator in the field. But we have never rested on our laurels when it comes to ensuring our systems meet and exceed the requirements of the very latest implements.

Simple and efficient hydraulic system

A simple open-centre hydraulic system, powered by two gear pumps, the 27 litres/min pump provides all the internal services, whilst the 65 litres/min pump (MF 4700) or 58 litres/min (MF 5700 and MF 6700) allows the electronically-controlled rear linkage to lift respectively 3,000kg, 4,300kg or 5,200 kg.

New 100 litre 'Combined' flow option

On the MF 5700 and MF 6700, 100 litres/min oil flow is achieved at the press of a button, a higher flow is made available to give extra speed and power for loader operation.

2 spool valves as standard, and a 3rd as an option

In addition, this oil flow is also available via the two standard auxiliary spool valves to operate implement hydraulic functions while operating the steering. A must to have when turning on headlands.

A third spool valve is available as an option to power more demanding implements.



New 100 litres/min 'Combined' flow option at the press of a button

	Hydraulic systems				
	Internal service	Auxiliary base	Auxiliary Option	Spool valves	Lift capacity
MF 4700	27 l/min	65 l/min	-	2 standard 1 optional	3,200 kg
MF 5700		58 l/min	58 l/mn supplying rear linkage + 42 l/mn supplying spool valve		4,300 kg
MF 6700			The two pumps can be combined to supply 100 l/min to spool valves (eg : Loader)		5,200 kg



High efficiency direct drive PTO

All MF 4700 Models are fitted with a 35mm/six-spline PTO shaft providing 540, 540E or 1000 PTO speeds.

The MF 5700 and MF 6700 Series are equipped with a two-speed 540/540E rpm as standard, but also comes with the option of a 540/1,000rpm speed PTO, or a 540/540Eco/1,000rpm. A 21-spline shaft is an option with the 1,000rpm PTO.

Control is via a modern independent PTO (IPTO) clutch, which is engaged electro-hydraulically and 'eases' the engagement, to protect the driveline by gradually taking up the drive. This well-proven control system combines upmost reliability with ease of use and is controlled simply using a three-position rocker-switch on the operator station. The electronics controls the rate of engagement for more reliability – smoother, regulated, adjusted for the optimum rate of engagement to provide a reliable engagement of the PTO whatever the engine speed and the size of the implement.

As well as activating the PTO, the three-position switch has an off position, in which the shaft can be turned, as well as a 'braked on' that prevents it moving in, for example, transport situations.



PTO engagement remains electro-hydraulic using the same 3-position safety switch (On, Off and Lock/brake).



Advanced ELC controls

Highly specified three-point linkage with Electronic Linkage Control (ELC)

The rear linkage has been optimised specifically to complement this size of tractor.

It boasts an impressive lift capacity of 3,000 kg on the MF 4700, 4,300kg on the MF 5700 and 5,200 kg on the MF 6700, in order that heavy-mounted equipment can be lifted with ease.

It comes with the industry leading Electronic Linkage Control (ELC) as standard. The system provides precise and responsive control of linkage functions ensuring accurate management of working depth for soil engaging implements plus working height for other implements. It brings more responsiveness and accuracy because the electrics operate immediately – this means that the draft reacts accurately to ensure maximum traction at all times to minimise wheel slip and fuel consumption.

Smooth and accurate controls

MF 4700, MF 5700 and MF 6700 comes as standard with a standard linkage control including up/down function and draft control. An advanced version is available adding extra functions : rate of drop setting, maximum height setting, linkage suspension and quick soil engagement.



ELC (Electronic Linkage Control)

1. Electronic linkage adjustment dial
2. Electronic linkage control
3. Electronic control box
4. Electronic/hydraulic control valve
5. Position Sensor
6. Draft sensor in top link for MF 4700 and MF 5700, in the lower arms for MF 6700.
7. Three point linkage
8. Optional linkage controls on fenders



Robust & modern rear axle

The MF 4700, MF 5700 and MF 6700 tractors are built for hard work and to meet these demands they are equipped with the same modern, rugged rear axles as the latest advanced MF 5600 and MF 5700 SL Series.

The rugged three-point linkage's maximum lift capacity of up to 5,200kg enables these tractors to handle modern implements with ease. Special linkage arm sensors provide accurate and reliable draft and position control through Massey Ferguson's well proven electronic hitch control (ELC).

The heavy duty, structural axle casting design contains new inboard reduction units, which employ epicyclic gears for the final speed reduction. These amplify torque to ensure maximum engine power is transmitted to the ground to maximise traction and performance.

All models are equipped with oil-immersed multi-disc brakes, mounted at the in-board side of the axle for maximum braking efficiency on the shafts.



The most welcoming place to work

Straightforward, practical design makes operation easy

From the origins of the brand, the Massey Ferguson Operator Environment is renowned for excellence and the MF 4700, MF 5700 and MF 6700 are no exception. What is important for high horsepower tractors such as the MF 8700 (270-400hp) is also important for lower horsepower and lower specification tractors, because we know that your MF 4700, MF 5700 or MF 6700 could be the flagship tractor on your farm. As part of the Massey Ferguson DNA we will never compromise on operator comfort. Our particular formula of focusing on every detail turns driving into a unique farming experience.

A tractor that has been designed with simplicity of operation at its heart doesn't have to have a basic operator environment. Designed from the outset with an emphasis on comfort and ease of use, the MF 4700, MF 5700 and MF 6700 Series tractors make hard work a pleasure.

Grab rails mounted outside the operator station (MF 4700 platform versions) or on the large opening doors provide easy access to the steps, mounted directly to the machine, while a low transmission tunnel on the MF 4700 Series or a totally flat cab floor on the MF 5700 and MF 6700 Series creates the most spacious operator environment on the market. Pillar to pillar distance is 1300 mm.

Once seated, manually-operated controls are sited in the most ergonomic positions, making them comfortable to operate and reliable over the course of many thousands of tractor hours.



Making the tractor your own



Cab Version

The MF 4700, MF 5700 and MF 6700 Series Cab version sets a new standard in terms of Operator Comfort in this tractor sector with ultimate all-round visibility and ergonomics.



Platform Version (MF 4700 Series only)

The platform version of the MF 4700 Series still offers great operator comfort and ease of use for the operator.



Highlights

- Unrivalled 360° visibility for optimum comfort and safety at work
- The largest cab available in the market - Compact outside yet excessively roomy inside with large access on both sides
- Best in class ergonomics - everything you need is exactly where you would expect it. All controls are at your fingertips and allow precise and easy operations



Easy shuttling

The optional Power Control lever allows clutching and shuttling at your fingertips with Comfort Control. The mechanical lever, fitted as standard, is ideal for loader work.



All in the right place

The right-hand pillar houses less frequently used switches that are still an integral part of the working day. Here you will find the work lights, the rear windscreen wiper, the ELC panel and the starter key.

Large window for 360° visibility

For optimum efficiency and safety



The best working conditions

Straightforward, practical design makes operation easy

We know you are likely to spend many hours of your working day inside the cab of your MF 4700, MF 5700 or MF 6700 tractor. As such, we've paid special attention to designing an interior that is both practical and comfortable.

From the ergonomically crafted right-hand side console and controls, to the smartly positioned gear and range levers and functional dashboard, nothing is missing to make your long and hard day very productive with less fatigue and more output.

Spool valves

Two valves to cover most of the applications

Hand throttle

Differential lock and 4 wheel drive switches

Engine memorised speed

PTO activation switch

Linkage depth control

Electronic linkage control

Gear and range levers


Ease of shifting gears thanks to latest technology from the automotive industry. Shifting gear is now as smooth as in your car.

Loader joystick

Optional integrated mechanical loader joystick.

The dashboard - All you need to see, to focus on the job

Clear, bright instruments sit within a slim dashboard and show vital operating information.




The Advanced Dashboard displays Engine and PTO speeds, service intervals, fuel consumption, distance travelled, area worked, oil temperature and tractor hours, Engine speed memorised, Service information.



Unrivalled 360° visibility

The compact 'all in one' SCR system offers the driver 360° visibility for optimum comfort and safety at work

**Modern Dashboard**

A mix of digital and analogue displays provide you with all the information you need at a glance.

Gear Lever

Conveniently positioned for ease of use. Six speed full synchromesh gear box.

Easy Shuttling

The mechanical lever, fitted as standard, is ideal for loader work.

Ergonomic & Modern Platform Version

A platform version that has been designed with simplicity of operation at its heart doesn't have to have a basic operator environment. Designed from the outset with an emphasis on comfort and ease of use, the MF 4700 Series platform versions make hard work a pleasure. Grab rails mounted outside the operator station provide easy access to the footsteps, mounted directly to the machine, while a low transmission tunnel creates a spacious platform. Once seated, manually-operated controls are sited in the most ergonomic positions, making them comfortable to operate and reliable even over the course of many thousands of tractor hours.

Hand throttle

Electronic switches for activation of 4WD and PTO

Lever operated electronic rear linkage control

Pendant pedals for clutch and brake. For excellent comfort and low pedal effort

Range lever

Conveniently positioned to the left of the operator

Essential version

Features an enclosed operator platform with pendant mounted pedals and full width rubber mat providing further comfort.



Power Control Lever

The optional Power Control lever with Comfort Control.



Operate your loader the Massey Ferguson way

When you purchase a Massey Ferguson loader with your new MF 4700, MF 5700 or MF 6700 tractor, it can be specified fully loader-ready to accept a Massey Ferguson loader. Your tractor will come complete from the factory with the loader subframe, designed for maximum manoeuvrability and easy maintenance access, already built on so that it forms an integral part of the machine.

The mechanical loader joystick especially designed for those tractors is perfectly ergonomic.

You will enjoy superb visibility thanks to profiled bonnet and dash profiles. The optional High Visibility roof improves vision of loads at height, and is particularly useful when stacking bales, for example.



Loader operation

'Mechanical Multifunction' joystick main functions:

- A. Lift
- B. Lower
- C. Fill
- D. Dump

Combined functions:

- A/C. Lift and fill
- A/D. Lift and dump
- B/C. Lower and fill
- B/D. Lower and dump - bucket adjustment to horizontal position

**Comfort Control roller switch**

PowerControl lever option : Shuttle responsiveness can be adjusted according to speed of change required to really match the handling job in hand

**Visioline roof with FOPS**



	Utility Range						
	Without parallel linkage			With parallel linkage			
	MF 931 X	MF 941 X	MF 951 X	MF 936 X	MF 946X	MF 956 X	
MF 4700	●	●	-	●	-	-	
MF 5700	-	●	●	-	●	●	
MF 6700	-	●	●	-	●	●	
Lift height to pivot pin	m	3.4	3.7	3.9	3.4	3.7	3.9
Lift capacity ground level at pivot pin	Kg	2510	2730	2940	2100	2320	2520
Lift capacity at max. height at pivot pin	Kg	1700	1800	1890	1410	1510	1600

	Professional Range												
	Without parallel linkage			With parallel linkage									
	MF FL.3519	MF FL.3723	MF FL.4125	MF FL.3615	MF FL.3619	MF FL.3817	MF FL.3819	MF FL.3823	MF FL.4018	MF FL.4121	MF FL.4124	MF FL.4220	
MF 4700	●	-	-	●	-	●	-	-	-	-	-	-	
MF 5708-09	-	●	●	-	-	-	●	-	●	●	-	-	
MF 5710-11 **	-	●	●	-	-	●	●	●	●	●	-	●	
MF 6700 **	-	●	●	-	-	-	●	●	●	●	-	●	
Maximum Lift Height - Measured at Pivot Pin	m	3.55	3.79	4.06	3.55	3.55	3.81	3.79	3.79	4.02	4.06	4.06	4.2
Maximum Dump Angle at Maximum height	deg	58.5	58	54	58.5	58.5	54	58	58	54	54	54	54
Maximum Rollback Angle at ground	deg	48	48	48	48	48	50	48	48	50.5	48	48	49
Lift Capacity to 1.5m height - At Pivot Pin	kg	1890	2310	2470	1540	1850	1690	1930	2270	1780	2090	2430	2000
Breakout Force - At Pivot Pin	kg	2200	2640	2890	1810	2160	1970	2220	2600	2040	2460	2850	2350
Breakout Force - 800mm From Pivot Pin	kg	1520	1850	2070	1630	1960	1830	1990	2320	1910	2290	2640	2160
Rollback Force at 1,5m Height	kg	2340	3340	3380	2400	2890	3360	3420	3420	3400	3430	3980	3420
Digging Depth	mm	150	153	154	150	150	149	153	153	173	154	154	162

* : FL 3817 fitment, front track setting maximum = 1750 mm ** : FL 4220 fitment, front track setting maximum = 1900 mm



Highlights

- A flexible range for a wide variety of applications
- Optional mechanical joystick
- Highest Visibility thanks to the smart design of the bonnet and the dashboard
- Factory fitted loader subframe for optimum performance of your all-purpose tractor
- High hydraulic flow : 65 l/min on the MF 4700, and up to 98 l/min combined flow on MF 5700 and MF 6700 models
- Optimum manoeuvrability and access to maintenance operation
- Optional High visibility roof with Falling Object Protection (FOPS)
- Excellent manoeuvrability including tight turning angles and rapid response from engine and hydraulics



Slim bonnet and profile dashboard provides outstanding front visibility

Lifetime from Massey Ferguson

Anyone who sets standards with a tractor can't stop doing so when it comes to servicing

The Massey Ferguson distributor and dealer network ensures every machine comes with the support and service you need to keep working – whenever and wherever you need it.

Massey Ferguson is always by your side when you need it to keep working overtime. We have one of Europe's most extensive service networks for farming machinery. But we offer much more besides: our tractors' service packages as well as our individual financing solutions can help your business to operate competitively and cost-effectively – starting with the purchase of your MF 4700, MF 5700 and MF 6700 tractor and continuing throughout its entire useful life.

You can experience our comprehensive range of services at your local Massey Ferguson dealership to help increase your tractor availability and lower overall costs. Your Massey Ferguson sales and service advisor will be pleased to provide you with detailed advice on what best suits your needs.

manager* provides total peace of mind

manager Service and Extended Warranty Plan* is a comprehensive, industry-leading package that provides total care of your tractor providing routine maintenance, repairs and a full AGCO-backed warranty, which includes:

- Engine and transmission
- Electronics
- Hydraulics
- Cab and controls
- PTO
- Axles
- Steering

Regular servicing in the **manager** plan provides 'preventive maintenance' – picking up any faults before they become a problem, which helps reduce downtime. A full dealer service history, using genuine AGCO Parts will also increase the residual value of the machine.

AGCO Finance* provides the perfect financing arrangement for your business

AGCO Finance is the integrated financial services arm of Massey Ferguson offering tailor made solution to your own farm, which includes :

- Leasing
- Loan facilities
- Hire purchase
- Full service packages
- Contract hire

* Please contact your Massey Ferguson local dealer to check availability in your area. Terms and conditions apply that might vary according to the market or country.



Industry-leading parts supply from AGCO Parts.

Standard and optional equipment

Whichever sector you're in, make the tractor your own

	MF 4700	MF 4700	MF 5700	MF 6700
	Platform	Cab version	Cab version	Cab version
Engine				
AGCO POWER 3 cylinders, Turbo, Common rail	●	●	-	-
AGCO POWER 4 cylinders, Turbo, Common rail	-	-	●	●
Memorised engine speed	○	○	○	○
Transmission				
Mechanical 12 X 12	●	●	●	●
Powershuttle	○	○	○	○
Comfort Control	○	○	○	○
Power Control	○	○	○	○
Declutch control on transmission lever	○	○	○	○
Creeper	○	○	○	○
Cab/Platform				
Isolated semi platform	●	-	-	-
Large cab low position (2 doors easy access)	-	●	-	-
Large cab flat floor (2 doors easy access)	-	-	●	●
Fenders extensions	○	○	○	○
Air conditioning	-	○	○	○
High vis roof for loader operation	-	○	○	○
Fixed steering column	●	-	-	-
Tilt Steering Column	○	●	●	●
Dual Adjustment Steering Column (Tilting & Telescopic)	-	○	○	○
Mechanical seat	●	●	●	●
Pneumatic seat	-	○	○	○
Passenger seat	-	○	○	○
Radio/ CD / MP3/ Front Aux-in	-	○	○	○
Roof worklights (front & rear)	-	●	●	●
Additional handrails worklights	○	○	○	○
Single rear view mirror	●	-	-	-
2 rear views mirrors	○	●	●	●
2 rear views telescopic mirrors	-	○	○	○
Advanced performance monitor	●	●	●	●
Toolbox	●	●	●	●

	MF 4700	MF 4700	MF 5700	MF 6700
	Platform	Cab version	Cab version	Cab version
Hydraulics				
Independent auxiliary pump	●	●	●	●
2 Mechanical spool valves	●	●	●	●
3 Mechanical spool valves	○	○	○	○
Lever linkage control (intermix)	●	●	●	●
Advanced linkage control (intermix / max height / quick soil engagement / shock absorber)	○	○	○	○
Linkage control on fender, left hand side	○	-	-	-
Linkage control on fenders, both sides	-	○	○	○
PTO				
Independent PTO	●	●	●	●
Electro hydraulic PTO clutch	●	●	●	●
External PTO speed selection	●	●	●	●
In cab PTO speed selection	-	○	○	○
540	●	●	-	-
540/540 E	○	○	○	○
540/1000	○	○	○	○
40 / 540 E / 1000	-	-	○	○
Front axle				
4WD	●	●	●	●
2WD	○	-	-	-
Electro hydraulic diff lock	●	●	●	●
Front fenders	-	-	○	○
Pivoting front fenders	○	○	○	○
Additional equipment				
Isolator switch	●	●	●	●

- Not available
- Standard specification
- Optional

Specifications

	Platform version				Cab version	
	MF 4707	MF 4708	MF 4709	MF 4707	MF 4708	MF 4709
Engine Performance						
Max hp (kW) power @ 2000rpm	75 (55.9)	85 (62.5)	95 (70.8)	75 (55.9)	85 (62.5)	95 (70.8)
Max torque @ 1500rpm	312	357	355	312	347	355
Engine						
Type/Capacity/no. of Cylinders	AGCO POWER 3.3 Litre, 3 cylinders					
Technology	Electronic injection, Common rail, 4 valves per cylinder, DOC				Electronic injection, Common rail, 4 valves per cylinder, DOC + SCR	
Transmission						
Type/ No. of gears	Fully synchronised - 12 x 12					
Gears/ Ranges	6 x 2					
Shuttle	Mechanical synchronised					
Optional Shuttle	Power Shuttle (Power Control Lever & Comfort Control)					
Min Speed @ 1400rpm	km/h	1.91				
Optional creeper gears	24 x 24					
Min Speed @ 1400rpm* with creeper	km/h	0.14				
Power Take-off						
Operation and control	Independent/Electro hydraulic control					
PTO speed @ engine rpm	540 & 1000	2000				
PTO speed @ engine rpm	540 Eco	1550				
PTO shaft						
Standard	6 splines					
Optional	6 & 21 splines					
Hydraulics						
Auxiliary oil flow	litres/min	65 l/min supplying spoolvalves and linkage				
Max pressure	Bar	200				
Rear linkage						
Maximum lift capacity	kg	3,000				
Lower links	Hook ends (cat 2)					
Brakes						
Type	Electro hydraulic / Oil cooled					
Rear tyres						
Standard	420/85 R 30				420/85 R 34	
Optional	460/85 R30 - 480/70 R 34 - 540/65 R 34					
Capacities						
Fuel tank capacity	litres	105	105	105	120	120
AdBlue® tank capacity	litres	-	-	-	15	15
Weight						
2WD**	kg	2900	2900	2900	-	-
4WD**	kg	3100	3100	3100	3870	3900

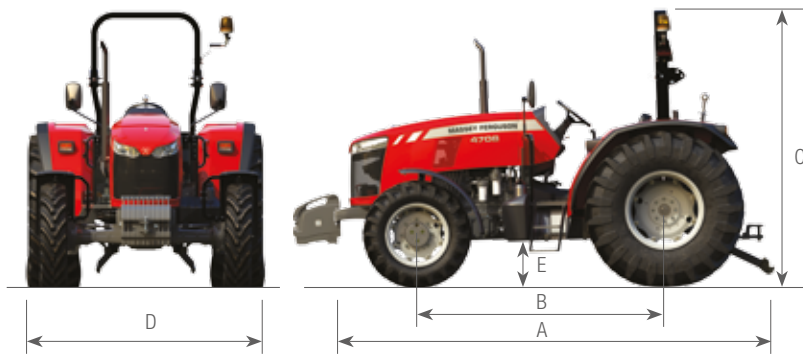
- Not applicable/available ⓘ ISO TR14396

* Manufacturer's testing

** Standard configuration with full fuel tanks, an operator - 75 kg and the smallest tyres

Dimensions

MF 4700 Platform



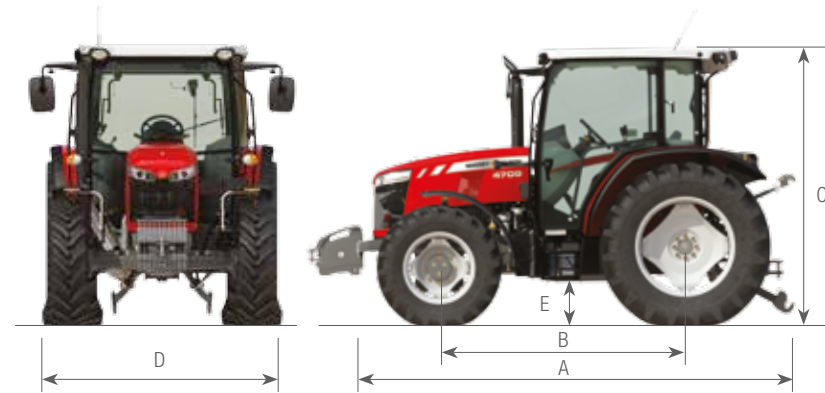
	MF 4707 / MF 4708/MF 4709
4 Wheel Drive	
A – Overall length from front weight frame to rear linkage arms - mm	4067
B – Wheelbase - mm	2250
Turning circle - external diameter, less brakes - m	7.70
C – Height to top of canopy	2594
D – Width (min/max) - mm	1565 to 1925
E – Maximum ground clearance - mm	460

** Standard configuration including fuel and driver (75 kg)

Every effort has been made to ensure that the information contained in this publication is as accurate and current as possible. However, inaccuracies, errors or omissions may occur and details of the specifications may be changed at any time without notice. Therefore, all specifications should be confirmed with your Massey Ferguson Dealer or Distributor prior to any purchase.

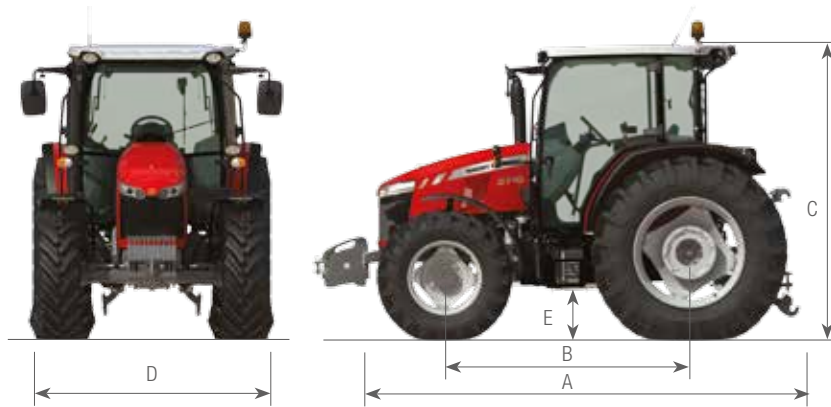
For even greater productivity a range of optional equipment is available. For full details please consult your local Massey Ferguson dealer.

MF 4700



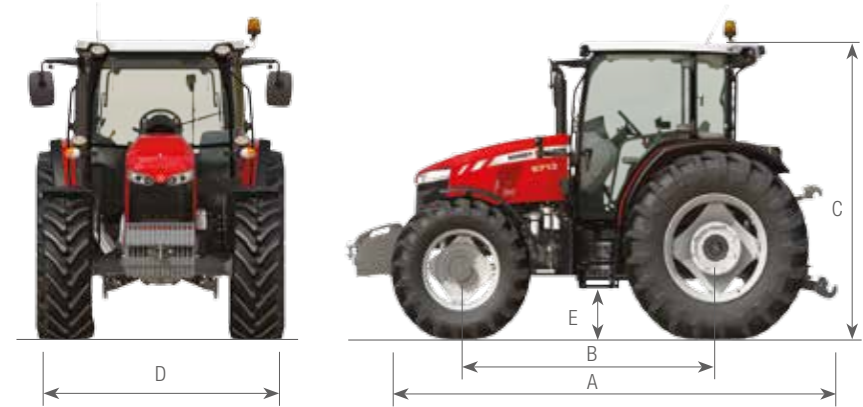
	MF 4707 MF 4708 / MF 4709
4 Wheel Drive	
A – Overall length from front weight frame to rear linkage arms - mm	4067
B – Wheelbase - mm	2250
Turning circle - external diameter, less brakes - m	7.70
C – Height to top of Standard roof, with 16.9 R 34 tyres	2537
C – Height to top of Visio roof, with 16.9 R 34 tyres	2537
D – Width (min / max) - mm	1380 to 1925
E – Maximum ground clearance - mm	460

MF 5700



	MF 5710/ MF 5711
4 Wheel Drive	
A – Overall length from front weight frame to rear linkage arms - mm	4305
B – Wheelbase - mm	2430
Turning circle - external diameter, less brakes - m	7.70
C – Height to top of Standard roof with 16,9 R 34 tyres	2637
C – Height to top of Visio roof with 16.9 R 34 tyres	2637
D – Width (min / max) - mm	1380 to 1925
E – Maximum ground clearance - mm	480

MF 6700



	MF 6712/ MF 6713
4 Wheel Drive	
A – Overall length from front weight frame to rear linkage arms - mm	4305
B – Wheelbase - mm	2500
Turning circle - external diameter, less brakes - m	7.70
C – Height to top of Standard roof with 18,4 R 38 tyres	2725
C – Height to top of Visio roof with 18.4 R 38 tyres	2725
D – Width (min / max) - mm	1380 to 1925
E – Maximum ground clearance - mm	520

	Cab version	Cab version	Cab version	Cab version
	MF 5710	MF 5711	MF 6712	MF 6713
Engine Performance				
Max hp (kW) power @ 2000rpm	100 (74.5)	110 (80.0)	120 (89.4)	130 (96.9)
Max torque @ 1600rpm	410	417	502	540
Engine				
Type/Capacity/no. of Cylinders	AGCO POWER 4.4 Litre, 4 cylinders			
Technology	Electronic injection, Common rail, 4 valves per cylinder, DOC + SCR			
Transmission				
Type/ No. of gears	12 x 12			
Gears/ Ranges	6 X 2			
Shuttle	Mechanical synchronised			
Optional Shuttle	Power Shuttle (Power Control Lever & Comfort Control)			
Min Speed @ 1400rpm	km/h	1.26		1.31
Optional creeper gears	24 x 24			
Min Speed @ 1400rpm* with creeper	km/h	0.09		
Power Take-off				
Operation and control	Independent/Electro hydraulic control			
Standard PTO speeds	540 / 1000			
Optional PTO speeds	540 / 540 Eco / 1000			
PTO speed @ engine rpm	540 & 1000	2000		
PTO speed @ engine rpm	540 Eco	1550		
PTO shaft				
Standard	6 splines			
Optional	6 & 21 splines			
Hydraulics				
Max oil flow - Stage 1	litres/min	32l/min supplying steering brakes, diff lock, PTO, 4WD		
Standard max oil flow - Stage 2	litres/min	58 l/min supplying spoolvalve and linkage		
Optional max oil flow - Stage 2	litres/min	58 l/min supplying rear linkage + 42 l/min supplying spoolvalve		
	The two pumps can be combined to supply 100 l/min to spoolvalves (eg : Loader)			
Combined flow control	Fully automatic			
Max pressure	Bar	200		
Standard spoolvalves / Optional spoolvalves	2 / 3			
Rear linkage				
Maximum lift capacity	kg	4,300		5,300
Lower links	Hook ends (cat 2)		Hook ends (cat 3)	
Brakes				
Type	Electro hydraulic / Oil cooled			
Rear tyres				
Standard	420/85 R 34		420/85 R 38	
Optional	340/85 R 38 - 420/85 R 38 480/70 R 38- 540/65 R 38		460/85 R 38 - 520/70 R 38 - 600/65 R 38	
Capacities				
Fuel tank capacity	litres	153		153
AdBlue® tank capacity	litres	18		
Weight				
4WD**	kg	4070		4230

* Manufacturer's testing ** Standard configuration with full fuel tanks, an operator - 75 kg and the smallest tyres



MASSEY FERGUSON

A world of experience. Working with you.



Web: www.MasseyFerguson.com

Facebook: www.Facebook.com/MasseyFergusonGlobal

Twitter: Twitter.com/MF_EAME

Instagram: Instagram.com/MasseyFergusonGlobal

YouTube: www.YouTube.com/MasseyFergusonGlobal

Blog: Blog.MasseyFerguson.com



MASSEY FERGUSON® is a worldwide brand of AGCO.
© AGCO Limited. 2016 | A-A-16228/0217 | English/0217/V2



Responsible forest management

